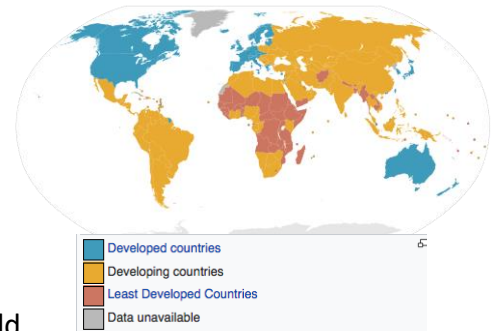


Population – Geography

To be able to discuss the terms „third world“ and „developing country“

Developing countries have a high birth rate probably due the lack of contraceptives and overall education. They also have a high mortality rate. They lack at infrastructure and have low living standards.

The term developing country implies that the country hasn't reached a certain level. This sound degrading.



We can also use the term first, second and **third world**. First world has an open market (e.g. Europe, Australia, Japan, USA). The second world would be the communists, USSR. The third world are all the other countries without market. This term implies that we are living in different groups/worlds even though we live on one planet.

To know political, economic, ecologic and social factors to represent the development

Economic: low average income, majority of population are farmers, regional disparities (from town to town), high unemployment, missing infrastructure (transport, water, electricity supply, hospitals, schooling, fire brigade and police...), Over proportional informal sector, lot mining and agriculture – export of raw materials,

Social: low average life expectancy, low level of education, problems with the food supply, uncontrolled urbanization (hoping to find jobs), women are disadvantaged
Rapid population growth, rape rate in southern Africa is higher than the literacy rate

Political: Corruption and nepotism (Vetternwirtschaft), undemocratic structure, instability (government change frequently)

Ecological: Bad conditions (radiation, difficult weather, winter, difficult soil...), heavy pollution (of the air, water and soil), deforestation, erosion and desertification,

To understand the historical development of per capita income

GNP, GNI, GDP and GDP/p.cap. have been used for decades as parameters for depicting disparities between industrializes and developing countries. The economic data is regularly collected all over the world.

If you look at the GNP large parts of the economy aren't included. The informal sector which is very important in developing countries is not included. Also, it doesn't respect the social difference (only average) which are huge within the developing countries. The GNP is stated in dollars and doesn't respect the fact that the purchasing power of one dollar differs all over the world. To solve those problems per capita income developed.

But still the development gets only measured by economy and wealth which doesn't consider the social conditions.

Sectors:

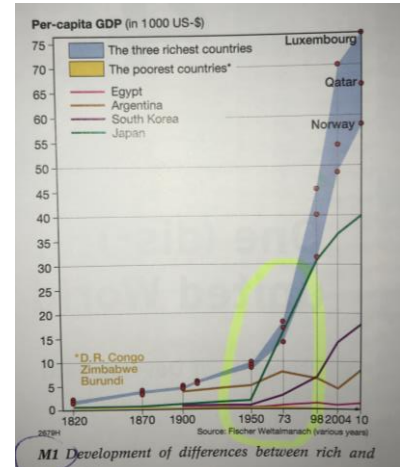
1st: agriculture and mining

2nd: average industry

3rd: services

informal sector: doing anything for living without being officially employed (also black market and grey market)

M1 p. 178: 1950 the spread became huge. After the second world war the economy could start boom again. Only the Western countries could profit from the changes and the **global trade** which started pick up. Japan was also wealthier probably due to electronics. Overall, they could profit more from technology and form a new branch. The third countries did not take part in those development because they were too poor for participating. Open market means winner and losers. 1973 there was an oil crisis. A few profited and a few got difficulties.



To describe economic and social factors of development like GDP, GNP, HDI and MPI and to apply them to examples

- **GNP: Gross National Product**
 - Sum of value
 - Production from the population of a country internationally and nationally
- **GNI: Gross National Income**
 - Sum of value
- **GDP: Gross Domestic Product**
 - Includes only the part of GNP/GNI that is produced by domestic or foreign within the country's borders.
 - Production within the borders
- **GDP/p.cap.: Gross Domestic Product per capita income**
- **HDI: Human development index**
 - It measures in three areas: health/life-expectancy, education and standard of living.
 - Numbers are projected from 0 (lowest) to 1 (highest)
- **MPI: Multidimensional poverty index**
 - Uses three dimensions: health, education and standard of living
 - But ten identically weight indicators to measure these dimensions.
 - It tries to express the opportunities for realization that exist for people in the country

To understand the technical terms LDC LLDC and emerging countries

Least Developed Countries: Also referred as forth world. Extremely low per capita income, a high level of economic vulnerability and a low level of human resources in terms of education, literacy, health and nutrition.

Landlocked Developing Countries: Countries that have no access to the sea and therefore face a barrier to foreign trade.

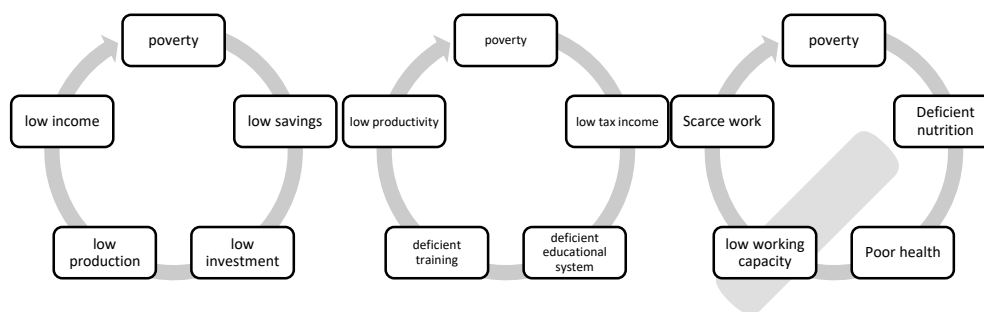
Emerging Countries: Countries on the threshold of development into industrialized countries; with growing industrial production, increasing exports of finished goods and rising per-capita income

To understand the use of Gini coefficient and Lorenz curve

Lorenz curve: It can be used to show how for example income is distributed among the population. The population is plot in the x-axis and the income on the y-axis. The poorest 10% of the population receives y percentage income. Complete equality would result in a straight line.

Gini coefficient: It is calculated from the Lorenz curve. It's defined as the ratio of the area between the curve and the diagonal to the total area below the diagonal. 0 means absolute equality and 1 absolute inequality. The same coefficient can stand for different forms of concentration.

To be able to produce an own complex vicious cycle of poverty (p.184)



To distinguish birth rate, mortality rate, growth rate, child mortality and infant mortality

- **Birth rate:** The number of live births per thousand of population per year.
- **Mortality rate:** The number of deaths in a given area or period, or from a particular cause.
 - Main reason for mortality is poor hygiene and inadequate medical provision.
- **Growth rate:** The rate at which something (population/economy) grows
 - The difference between birth and mortality rate.
 - Main reason for the explosive population growth has been the reduction of mortality rate while keeping the high birth rate.
- **Child mortality:** Child mortality, also known as child death, refers to the death of children under the age of 14.
- **Infant mortality:** The death of children under the age of one year.

To know several reasons for higher /lower birth rates in certain countries

- Children play an important role in providing for the family in old age, sickness or incapacity.
- Children can contribute to the family's livelihood.
- The number of male children can also be important to the social status. Childless women are regarded with ferior, while males with many children are treated with respect.
- Barred from access to contraceptives and men that are not willing to contribute to contraception. The culture leads to low level of appreciation of contraceptives.
- Low age of marriage
- Lack of education

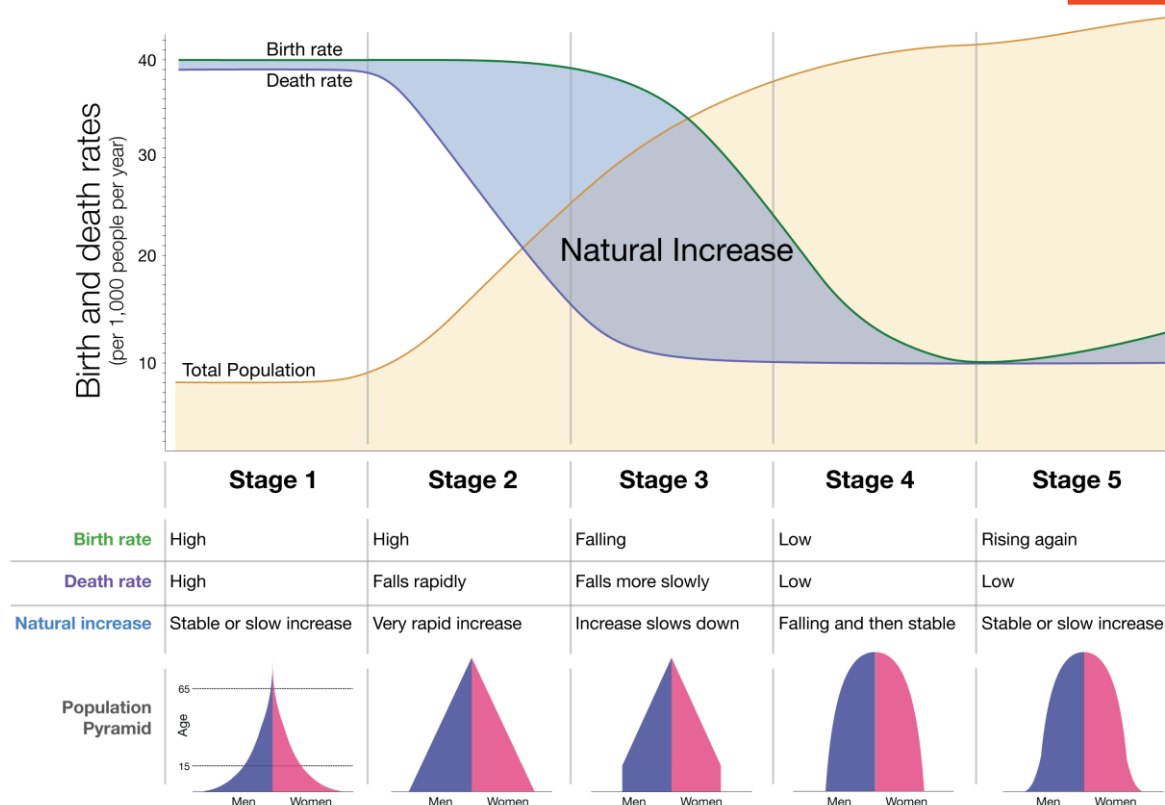
To understand the influence of diseases like AIDS on the population structure in Africa
Lack of hygiene and inadequate healthcare provision have led to the spread of AIDS. It is mainly young and middle-aged adults, working people, that are affected by HIV. Thus, alongside its personal suffering, the population must also cope with increasing economic problems. Falling economic productivity leads to a reduction of tax income. Budgets for healthcare provision are exhausted and other projects must wait. AIDS kills thousands of peoples.

To be able to apply the Demographic Transition Model

There are 4 phases and every DTM will go towards phase 4. It can move forward and backwards. If birth rate and mortality rate meet the situation will stabilize. African countries will have longer to reach stage 4 because of culture or religion:

1. Agrarian population process. No infrastructure and high birth rate, high mortality rate. Number one is not common anymore since another community could than improve the situation and prevent a lot of people dying.
2. Early industrial population process. High birth rate but it is now equal to the mortality rate (e.g. Malawi)
3. Transition phase. Death rate is low and birth rate is lowering. Expansion starting to decrease. (e.g. India: Because they don't need that many children anymore. In India people are working in IT services rather than on the land. Another reason is urbanization. And those people have less children since they have enough money for old welfare, they have less living space and the urban society has the possibility for contraception.)
4. Population process in advanced industrialized countries. Decreasing population or stable situation. Low birth rate and low death rate. (e.g. UK or other Western countries)
5. Industrialized countries in the later phase. Either too much elderly people or people leaving the country. (e.g. Russia)

The demographic transition in 5 stages

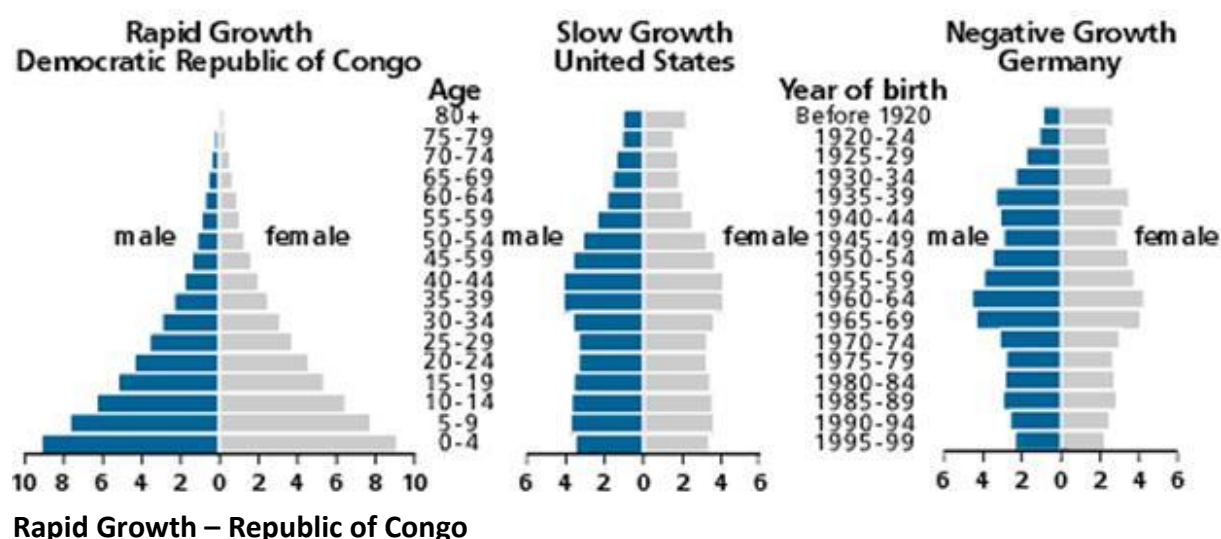


The author Max Roser licensed this visualisation under a CC BY-SA license. You find more information at the source: <http://www.OurWorldInData.org/world-population-growth>

To be able to interpret population pyramids

The population pyramid makes it possible to draw conclusion about generative behavior and the country's position in the demographic transition. Breaks within the pyramid point to events that led to a sudden fall of birth rate or an increase in the mortality rate. Migratory movements can also be identified.

- Pyramid is a sign of rapid population growth.
- Bell represents a roughly balanced relationship between birth and mortality rate.
- Urn represents an aging population and a population decline.



A lot of birth because sexual violence and no contraception. But the Population starts to shrink in early stages due to diseases and insufficient medical support.

Problem: They will face population growth which makes the economy difficult. You have to feed a lot of children. You have to invest a lot into the infrastructure, hospital and education. People dying young (20) means to less people bringing in money and looking for the children. There will also come pollution problems.

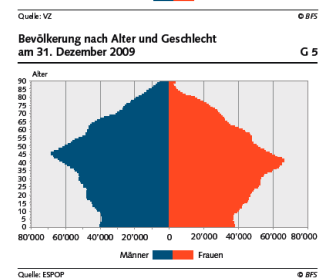
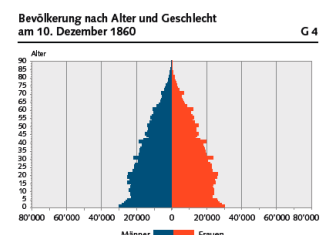
Negative Growth – Germany

Every year less people are born. This population will eventually shrink. The only way to preserve it from shrinking is immigration. More women than man are getting old. Man have a riskier and unhealthier lifestyle.

Problem: Shrinking population. Difficulties to look after the old. The young people have to work for the elderly.

Pyramid of Switzerland

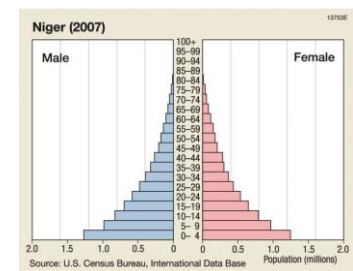
- In 1860 Switzerland had a DTM of a growing Population – Pyramid. In 2019 Switzerland had a DTM of decreasing Population – Urne shape
- With an urne shape DTM Switzerland has to face different Problems. The working people have to work more and take care of the elderly since there are more elderly than young people.
- They allow immigration. They want to higher the retirement age. Family policy. Increase the age of AHV. They want to raise the VAT. Health insurance is getting more expensive.
- We have to play a lot for the elderly (Pensionskasse, Steuern, Altersheim). The young people pay taxes which also supplies the elderly. This threatens the financing of the pension system. We need alternative forms of old-age provision. The good times are over → we will have less money and have to pay more money.



Pyramid of Niger

- DTM: Stage 2 – growing population
- Infrastructure problems, education problems, workplace problems, pollution

Ecological problems: Land is being overused, fall in productive area per capita, because of lacking space → woodland clearing → more ecological problems



To find causes and effects of the poverty in poor countries, namely Bangladesh

- **Cause:** The poor can't accumulate money and remain therefore unproductive. They lack at money which is urgently needed to be invest in the infrastructure or social services.
- **Effects:** Undernourishment/malnourishment. Susceptibility to disease. Lack of hygiene and health care. HIV/AIDS. Gender inequality.

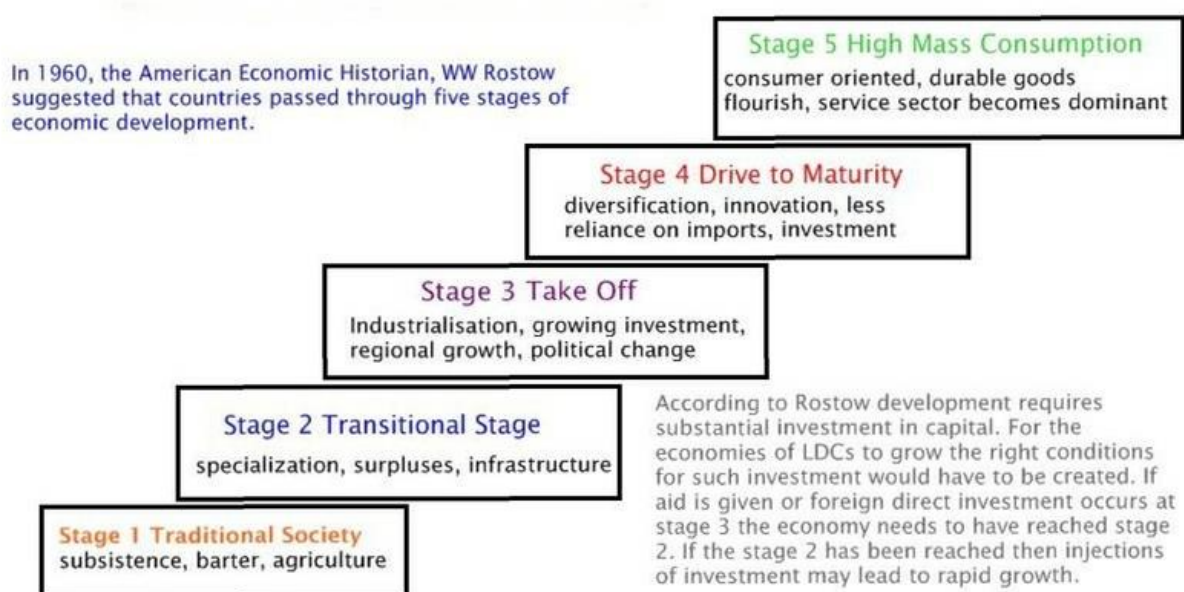
Bangladesh

- **Problems:** Due to the population growth all land is used for agriculture. There is one area which is very fertile. They lack at space. Highest are population density. A lot of floodings.

- **Causes of the problem:** They are urged to deforestation which then led to more frequent flooding and the damages resulted by it. Also, deforestation is a factor for our climate problem. Tropical cyclones. General global warming
 - the thermal expansion causes the sea level to rise.
 - Mountain glacier can't store water on top.
- **Effects of a rising sea level:** A rising sea level could lead to damage by flooding which then affects the economy negatively. They have to concentrate on paying the reparations rather than in the development of the infrastructure. This will lead to more and more problems. Also, they lose more and more space and they can't go to India because they built a fence.

To compare the dependency theory to the modernization theory and apply them

Rostow's Model - the Stages of Economic Development



Modernization Theory:

The cause for underdevelopment is within the developing countries themselves (e.g. social structure, traditions or natural circumstances). They believe that economic growth is closely related to the modernization of the society and that without economic growth a society is not in a position to develop.

(Social structure in developing countries: Tradition with tribes, corruption, no democracy)

Their strategy is to help the developing countries to catch up with the first world by external help from the first world. They want to first start the economic growth and market cycles that then the society as a whole can progress and develop – help them reaching stage 3.

The modernization theory dominated the development policies of the industrialized countries for decades, especially in the globalization era.

Example Bangladesh:

Bangladesh is responsible for their problems. They should invest in economy. They could invest in clothing branch (higher quality) and any modernization. They should cooperate with the companies in Bangladesh. They should accept external help to fight against corruption and social structures.

Example US – Government:

I'd say they would argue with the modernization theory. They invest a 10th of the money that they get. It's a good business. And Trump would never admit that it's USA responsibility.

Dependence Theory:

The cause for underdevelopment is the industrialized countries, starting in the colonial period. Their backwardness to the industrialize countries is their responsibility but the result of a still continuing deformation is caused by the industrialized countries. The companies exploit the developing countries.

As an important strategy they recommend dissociation. The country should uncouple from the global market until its productive forces have developed enough to re-enter the global market as an equal partner. If they would open the market, they would only be a resource deliver and the wealth would be produced in e.g. Europe or USA.

This strategy as only been pursued by few countries and was subsequently abandoned. It had, nevertheless, a big impact on today's development cooperation. It is responsible for the concept of "help for self-help". But even more important is the majority of project adopting to the bottom-up principle.

Example Bangladesh:

The companies in Bangladesh are the cause for the problems in Bangladesh by using their land ignoring their lack of space. They should stop cooperate with international companies and focus on their economical development first.

To be able to answer similar questions as raised to the documentary "Stealing Africa"

1. How do we benefit from Glencore?

Glencore has it seats in our countries and it is a large taxpayer and therefore contributes to Switzerland's wealth. Our consumer goods get cheaper thanks to Glencore. They deliver copper.

2. What are the negative environmental and health impacts of Glencore?

Deluded acid from the mining process is spreading to the homes. They people living there suffer from the pollution. Sulfuric dioxide can lead to respiratory diseases and acid rain. Acid spilled contaminates drinking water and sol. ZEMA collects pollution information and sets pollution limits. They keep the numbers to themselves.

3. How can affected communities take action?

64% is living below the poverty line. The community can raise concerns to ZEMA but ZEMA is bribe. A better way would be that Zambia privatize their copper, go to a politician that isn't corrupt or raise the taxes for the companies. The rising of the taxes is very difficult. If the taxes are too high Glencore will go somewhere else and the country would ruin their business.

4. What is transfer pricing?

Glencore and CH manipulated copper prices and as a result reduced the tax payment in Zambia. They make it seem like the business they make in Zambia is the small one and the

big one is within Switzerland. There is an army of lawyers that optimize the prices in a legal way. The copper mine in Mopani is taxed within Zambia and the profit should be taxed in Zambia. The net gain in Zambia is almost close to zero (electricity and investment = copper gain). And then they sell the copper to Glencore in Switzerland. At the end they sell the copper very expensive to Swiss people.

5. Why does a country full of resources remain poor?

They get robbed (corruption, not public actions, companies have way more power). They have only the raw material but not the know-how. This allows the companies to exploit them.

6. To whom do natural resources belong?

It's on Zambia ground but because the companies could buy it so cheaply, they don't really possess it. The companies should've technically bought the rights over the copper but now it's too late.

7. "The amount of money flowing out of developing countries is ten times the amount of foreign aid flowing into developing countries"

I think it's true. But I think that they shouldn't invest in aid rather support legal and fair agreements on mining economy and trading.

8. How can foreign investment benefit local communities?

They should simply pay more taxes and legal. If they invest more jobs are created, they influence the infrastructure and provide schools and medical services. But they can to an extend cover up the fact that they exploit Zambia.